

### SINGLE HANDLE WALL MOUNT POT FILLER


#### Description

- 15" swing spout with shut off & control valve
- Single hole, wall mount

#### Flow & Valving

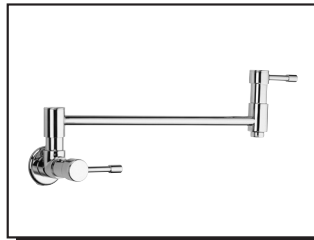
- See Chart

#### Standards

- ASME A112.18.1
- CSA B125
- NSF 61-9
- Listed IAPMO/UPC
- Energy policy act of 1992
- ADA Accessibility Guidelines for Buildings and Facilities - 4.27.4 Controls and Mechanisms 

#### Warranty

Danze faucets are covered by a manufacturer's limited "lifetime" warranty for manufacturing defects.

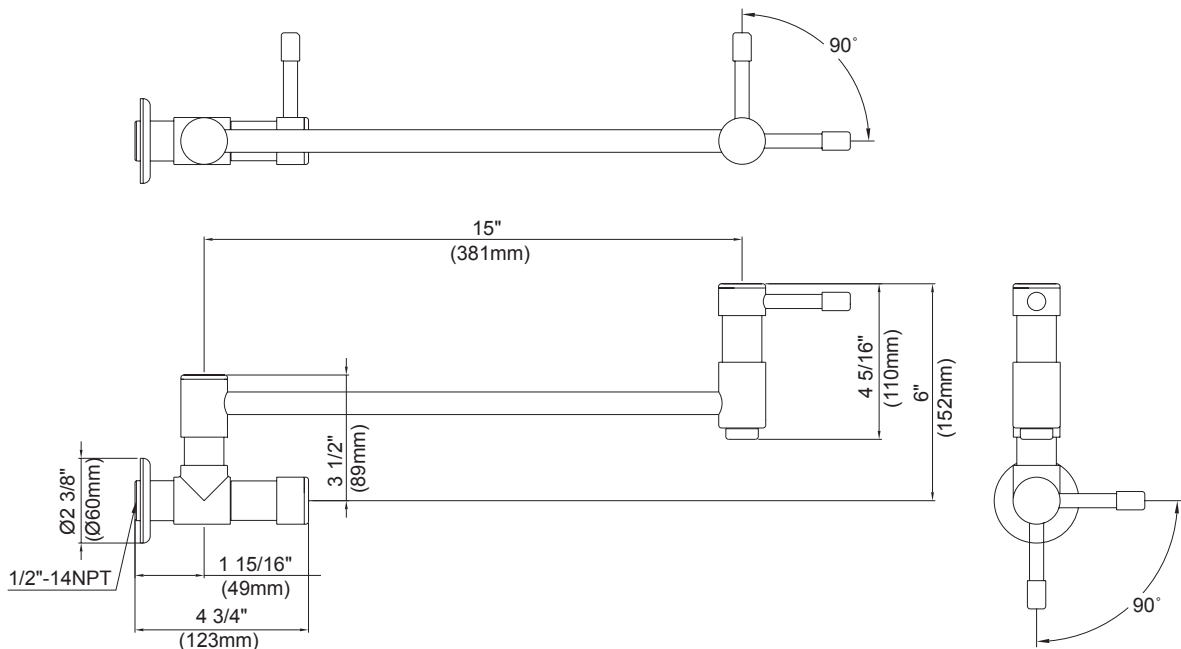
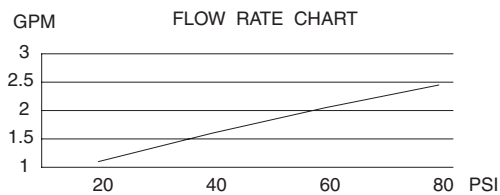


D205314  
MELROSE™



#### Available Colors & Finish

- Chrome
- Stainless Steel (SS)



Specific Features: \_\_\_\_\_ Submitted Model No.: \_\_\_\_\_

SD205314/07-05.01