



NSF-61 Standard+ SCAQMD 1146.2++

Description/Application

Fully modulating, gas fired, tankless, on demand water heater with sealed combustion (optional) and power-vented flue. Can be installed either indoors or outdoors, and used in either residential or commercial applications. Supplies hot water to: domestic hot water systems (directly or indirectly using water storage tanks), recirculation systems, hydronic heating systems, radiant floor heating systems, and/or combined domestic & heating applications, etc.

Fuel: NG or LP

Safety Features

- Built in Freeze Protection
- Manual Reset Hi Limit (Set at 194°F)
- Overheat Cut Off Fuse
- Inlet, Outlet Thermistors for Constant Temperature Monitoring
- Flue Backdraft Pressure Switch

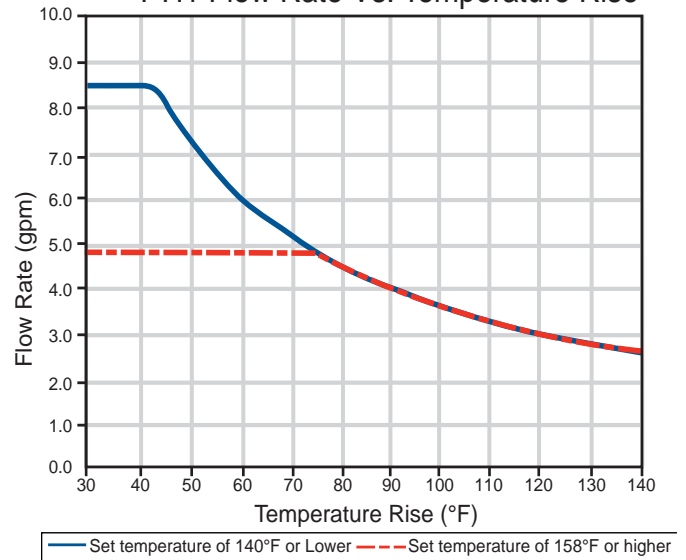
Venting and Combustion

- 4" Category III Stainless Steel
- Vertical or Horizontal Installation
- 50' Max Length, 5 elbows max (90° Elbows = 5' equivalent length)
- Power Vent
- Electronic Ignition
- 3" Combustion Air Intake (with optional kit)
- 52 dB Noise Level at Max Output

Accessories (optional)

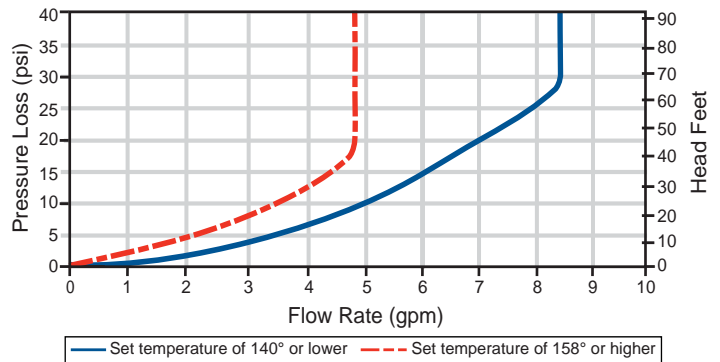
- TK-TV13 Wall Ventilation Termination (Direct Vent)
- TK-TV07 Direct Venting Kit (Optional)
- TK-TV08 Outdoor Vent Cap
- TM-RE30 Temperature Remote Control (Optional)
 - 400' Max Distance From Heater
 - Non-Polarized 18 Gauge Control Wiring
- TK-BF01 Backflow Preventor (Optional)
- TK-KPWL4 & TK-KPWH4 T-Vent Terminations (Optional)

T-H1 Flow Rate Vs. Temperature Rise



Above shown rate is based on single unit only

T-H1 Pressure Loss



Temperature Settings

Dip Switch: 113°F 122°F (default) 140°F 182°F

TM-RE30 Remote Controller

Default Mode:	99°F	100°F	102°F	104°F	106°F	108°F	110°F	111°F	113°F	115°F	117°F	122°F
	131°F	140°F	158°F	167°F								

High Temp. Mode:	99°F	100°F	102°F	104°F	106°F	108°F	110°F	111°F	113°F	122°F	131°F	140°F
	149°F	158°F	167°F	H (182°F)								

Takagi Industrial Co. USA, Inc.

5 Whatney Irvine, CA 92618


888.882.5244 www.takagi.com

+Complied w/NSF-61 standard (certified by TL Lab)

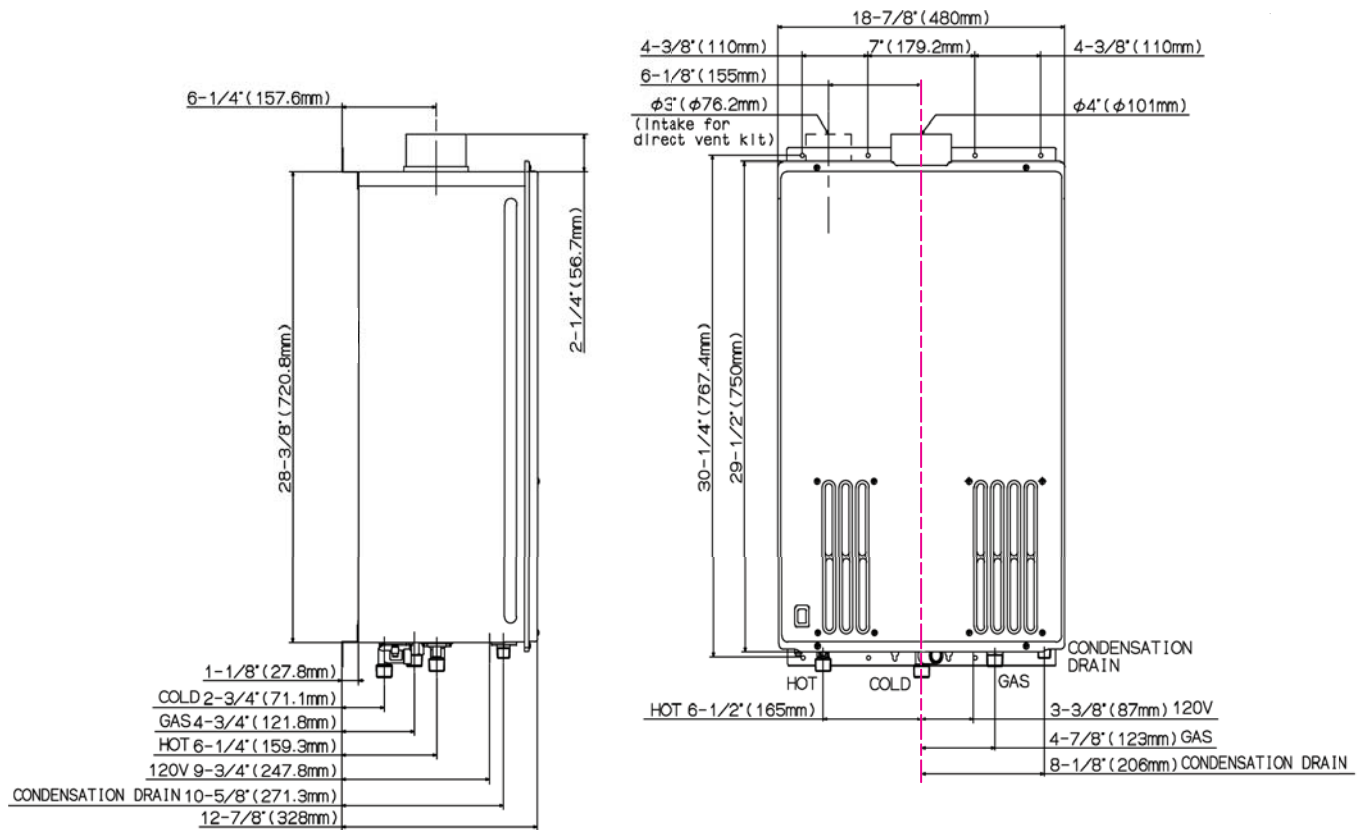
++Met SCAQMD rule 1146.2 (certified by BR Lab)



Model T-H1



NSF-61 Standard + SCAQMD 1146.2++



T-H1:										
	HT	W	D	WT	Volt	Amp	Flue	Intake	(Hot/Cold/Gas) Connections	
	20.5"	13.8"	8.5"	40 lbs.	120	0.77	4" O.D.	3.0" O.D. (opt)	3/4" NPT	
	Input		Input		Energy Factor		Thermal Eff.	AFUE	Min Press	Max. Press
NG	199,000		15,000		0.92		91.7%	0.85	5.0" W.C.	10.5" W.C.
LP	190,000		18,000		0.94		95.1%	0.85	11.0" W.C.	14.0" W.C.
	GPM		Water PSI		Coil Cap					
	0.75 - 8.5**		15 - 150 PSI***		≈0.4 Gallons					
Clearances			Top	Bottom	Front	Back	Sides			
Indoor			12"	12"	24"	1"	2"			
Outdoor			36"	12"	24"	1"	2"			

* Category III Required **Current numbers based on factory testing, 0.6 GPM Required for Continuous Fire After initial Ignition.
 ** Pressure Only Relief Valve Requires (Min. 200,000 BTUs. 150 PSI). Min 40 PSI or above recommended for maximum flow.
 Warranty: **10 years Heat Exchanger, 5 years Parts (for Residential Use) - 3 years Heat Exchanger, 3 years Parts (for Commercial Use)**

SpecificationNS
 Water heater(s) shall be Model T-H1 as manufactured by Takagi Industrial Company, Inc. The Flash water heater(s) shall be a copper coil integral fin and tube construction with quick release brass or bronze waterways. Heater(s) will be factory assembled and tested.
 The heater(s) shall be vented with 4" stainless steel Category III vent pipe a distance not to exceed 50' (equivalent) feet terminating vertically or horizontally as prescribed. Intake air with optional direct vent kit may be of such material as PVC not to exceed a total of 50 (equivalent). The heater(s) shall be controlled by onboard solid state printed circuit board monitoring incoming and outgoing temperatures with factory installed thermistors, sensing and controlling flow rate to set point temperature with control both air and gas mixture inputs to maintain thermal combustion efficiency. Unit also consists of ground fault interrupter, in line fusing, spark ignition and sensor system, aluminized stainless steel burners, air-fuel ration rod, Hi limit switch, modulating and proportional gas valves, freeze protection sensor and heating block and overhead cut-off fuses.
 The water heater(s) shall be CSA listed, exceeds the energy efficiency requirements of ASHRAE 90.1b-1992 and listed by SCAQMD rule 1146.2 Low Nox.